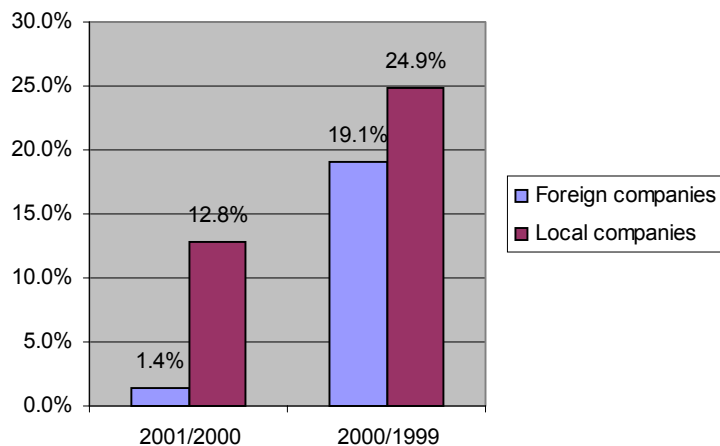
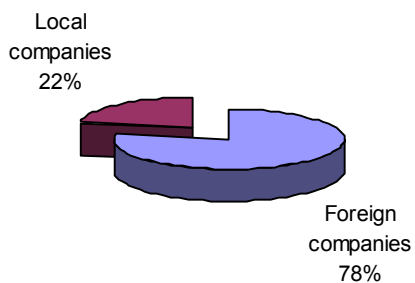


MARKET OVERVIEW

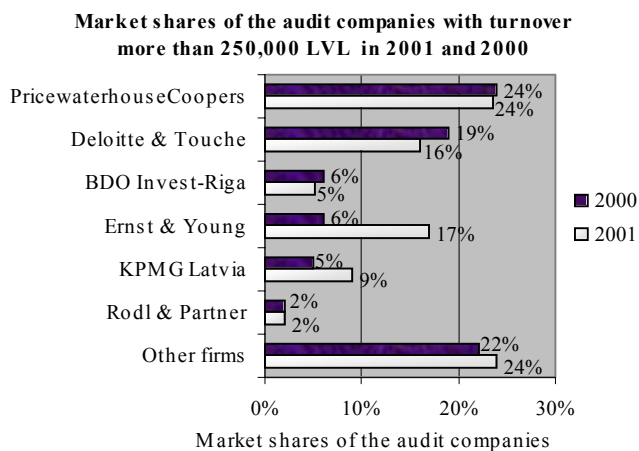
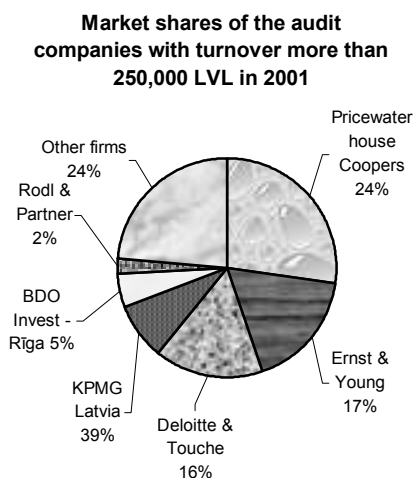
Foreign and local companies' turnover relative growth



Market distribution between foreign and local audit companies in 2001



MARKET SHARES OF THE AUDIT FIRMS WITH TURNOVER MORE THAN 250 000 LVL



THE MOST EFFECTIVE AUDIT COMPANIES

Place in 2001	Place in 2000	Place in the overall table	Name of the company	Turnover per one specialist (LVL)
1	1	3	Deloitte & Touche	78 266
2	2	1	PricewaterhouseCoopers SIA	39 032
3	-	23	Aktīvs M Audits	31 984
4	4	9	Kodoliņš, Ostaškova un Partneri	28 466
5	5	7	Rodl & Partner	27 364
6	-	4	KPMG Latvia	25 122
7	-	44	AT un D	23 785
8	-	32	Doma Audits	22 490
9	7	2	Ernst & Young SIA ¹	21 905
10	9	26	Auditorfirma "Pasīvs Plus" SIA	20 073

¹Firmas finansu gads ir no 01.07 līdz 30.06

THE MOST PROFITABLE AUDIT COMPANIES

The most profitable audit companies in 2001

Place in 2001	Place in 2000	Place in the overall table	Name of the company	Profit
1	2	1	Deloitte & Touche	141 793
2	3	3	PricewaterhouseCoopers	87000
3	1	5	BDO Invest – Rīga	56 613
4	5	8	Kodoliņš, Ostaškova un Partneri	49 597
5	-	15	Briede, Vīdzedze un Meijubers ¹	35 049
6	6	7	Revidentu Firma NM	30 390
7	10	11	Auditoru firma "Finansists" ¹	27 187
8	7	20	Revidents, SIA	25 078
9	-	28	Auditorfirma "Padoms" ¹	24 807
10	-	10	Astrop	24 120

¹ Data on the company was obtained from Lursoft database

THE FASTEST GROWING AUDIT COMPANIES

The fastest growing audit companies in 2001

Place in 2001	Place in 2000	Place in the overall table	Name of the company	Turnover growth
1	-	32	Doma Audits	87.4%
2	-	50	Kvests	75.3%
3	-	2	Ernst & Young	67.0%
4	-	28	Auditorfirma Padoms	49.0%
5	-	22	Revidentu Serviss	42.8%
6	1	10	Astrop	42.5%
7	-	15	Briede, Vīdzedze un Meijubers ¹	36.9%
8	-	45	Pokora, ¹	36.7%
9	-	4	KPMG Latvia	36.2%
10	-	21	Lataudit ¹	33.2%

¹ Data on the company was obtained from Lursoft database